

Roraima Reader



YEAR

2

Nursery Diagnostic Assessment **STUDENT RESPONSE BOOKLET**

Student's Name: _____

Teacher's Name: _____



NOT FOR SALE

© Copyright 2015





Nursery Diagnostic Assessment Student Response Booklet

Year 2

Written by

Ms. Quenita Walrond. MA

Early Childhood Development Consultant

National Centre for Education Resource Development

3 Battery Road, Kingston

Georgetown. Guyana.

Produced by the

Ministry of Education

21 Brickdam • Georgetown • Guyana.

Website: www.education.gov.gy

AUTOBIOGRAPHICAL KNOWLEDGE ASSESSMENT

Child's Name: _____ Date: _____

Question	Full Sentence Response	Single Word or Phrase Response	Incorrect Response	No Response Given
1 What is your name?				
2 How do you spell your name?				
3 How old are you?				
4 When is your birthday?				
5 Are you a boy or a girl?				
6 Who do you live with?				
7 What is your mommy's name?				
8 What is your daddy's name?				
9 Where does your family live?				

Teacher's Signature: _____ Parent's Signature: _____







Name: _____ Date: _____

Alphabet Recitation

a b c d e f g h i j k l m n
o p q r s t u v w x y z *Complete*

Total: _____

Colour Identification

					
Red	Yellow	Blue	Orange	Purple	Green
<input type="checkbox"/>	<input type="checkbox"/>	<input type="checkbox"/>	<input type="checkbox"/>	<input type="checkbox"/>	<input type="checkbox"/>

Total: _____



Name: _____ Date: _____

Quantity Differentiation

Correct: _____ # Incorrect: _____

Counting Fluency

Highest number achieved: _____

Can you tell me the name of this shape?








Correct



One to One Correspondence

Circle highest number achieved: 1 2 3 4 5 6 7 8 9 10

Can you count my buttons? (1-10)



4




Which box has more / less?

- 1. More right, less left**
- 2. More left, less right**

- 3. More left, less right**
- 4. More right, less left**



CAN YOU DRAW A PICTURE OF YOURSELF?



My name is _____

Head _____ Hair _____ Eyes _____ Nose _____

Mouth _____ Body _____ Arms _____ Legs _____

TOTAL

OBSERVATIONS:

Pencil grip: _____

Letter Formation: _____



Gross Motor (throw and catch)

- Say, "I love playing with my ball, why don't we play together?"
- Stand approximately 2 feet away from the child, making sure you are both looking at each other.
- Explain that you are going to throw the ball to him/her and they should try to catch it.
- Have them throw it back to you and keep up the game for 5 attempts.

	1	2	3	4	5
ATTEMPT					


Gross Motor (1&2 legged hop)

- Say, "I bet you are great at hopping and jumping, how about you show me?"
- Ask the child to jump with both legs (repeat to 3 times)
- Ask the child to stand on one (1) leg; alternating right and left holding for 3 seconds each time.

Ask the child to hop on one (1) leg (*repeat to 3 times; alternating right then left*).

	L	R
3 SECONDS		

	L	R
HOP 3 TIMES		





NOT FOR SALE
© Copyright 2018

